

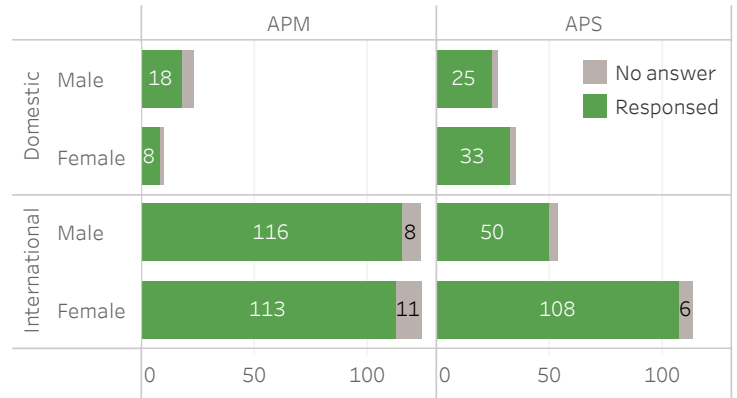
2019 September Graduation Survey

実施期間 : 2019/8/13 ~ 2019/9/13
対象者 : 2019年9月卒業の学部生

Summary

回答者数 / Number of Respondents

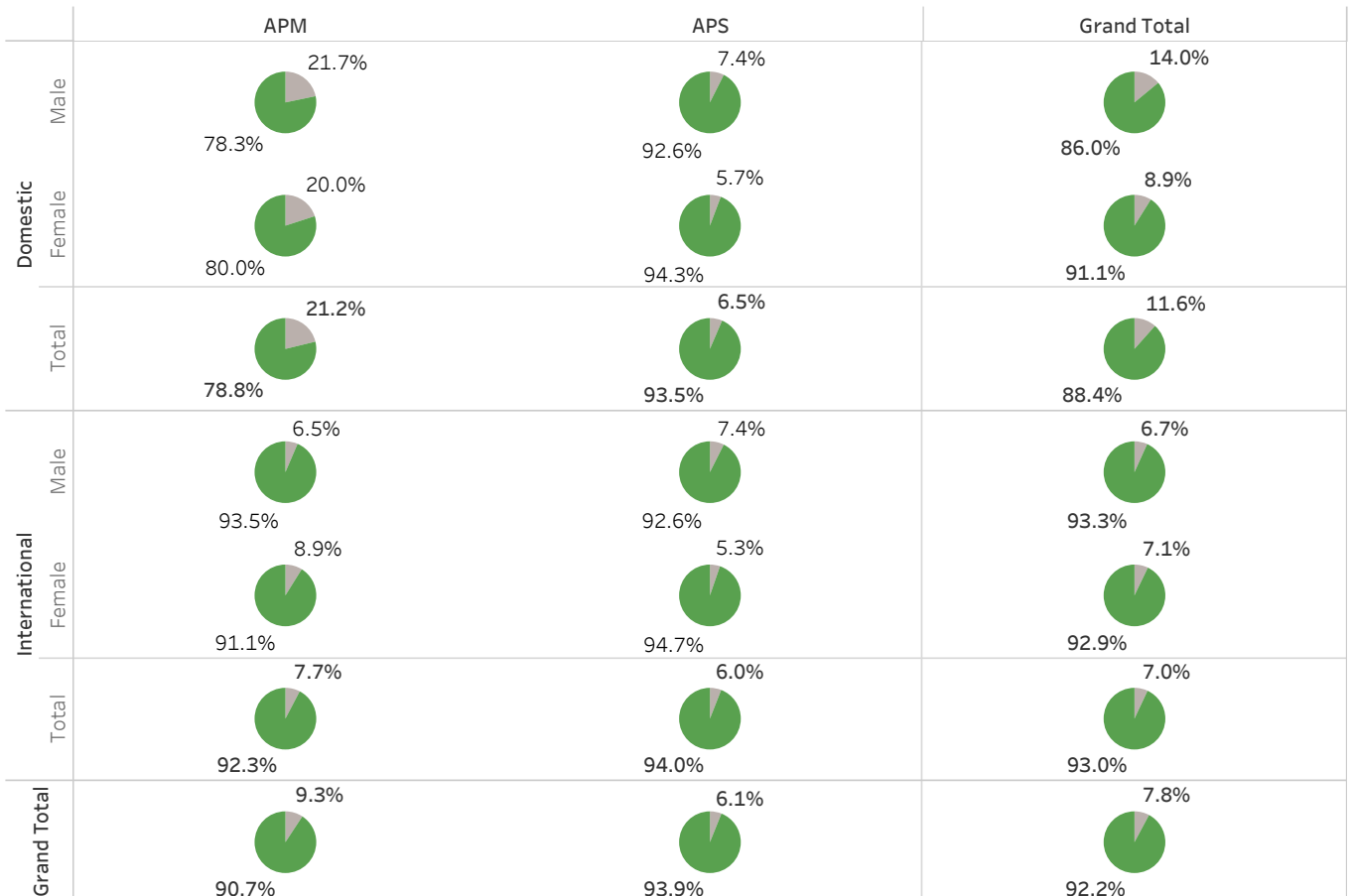
		APM	APS	Grand Total
Domestic	Male	18 / 23	25 / 27	43 / 50
	Female	8 / 10	33 / 35	41 / 45
	Total	26 / 33	58 / 62	84 / 95
International	Male	116 / 124	50 / 54	166 / 178
	Female	113 / 124	108 / 114	221 / 238
	Total	229 / 248	158 / 168	387 / 416
Grand Total		255 / 281	216 / 230	471 / 511



回答率 / Response Rate

		APM	APS	Grand Total
Domestic	Male	78.3%	92.6%	86.0%
	Female	80.0%	94.3%	91.1%
	Total	78.8%	93.5%	88.4%
International	Male	93.5%	92.6%	93.3%
	Female	91.1%	94.7%	92.9%
	Total	92.3%	94.0%	93.0%
Grand Total		90.7%	93.9%	92.2%

回答率 / Response Rate [Graph]



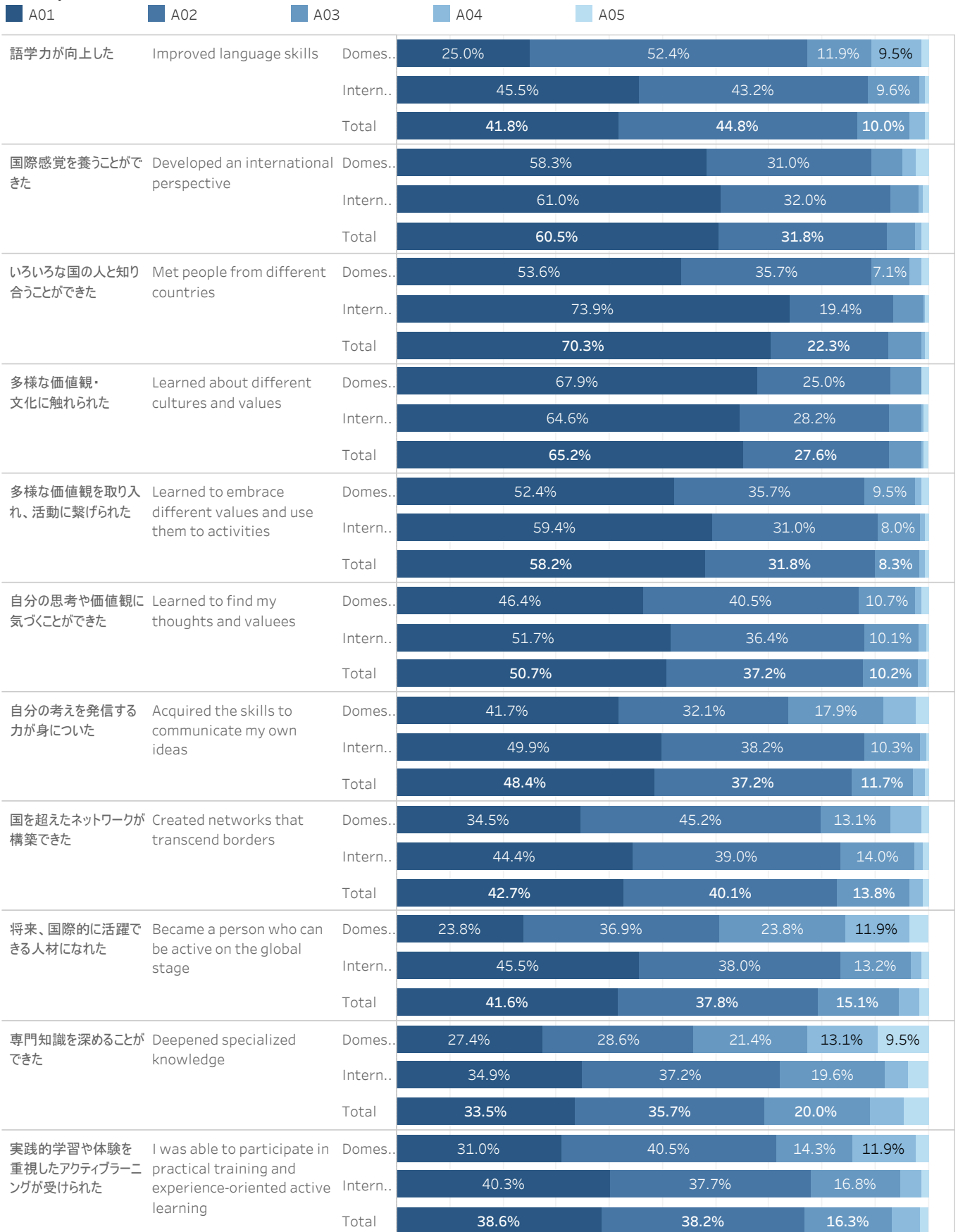
Experienced growth 1/2

			A01 とても実感している Very much	A02 ある程度実感している To a certain degree	A03 どちらとも言えない Neutral	A04 あまり実感していない Not much	A05 全く実感していない Not at all	Grand Total
語学力が向上した	Improved language skills	Domestic	21 (25.0%)	44 (52.4%)	10 (11.9%)	8 (9.5%)	1 (1.2%)	84 (100%)
		International	176 (45.5%)	167 (43.2%)	37 (9.6%)	5 (1.3%)	2 (0.5%)	387 (100%)
		Total	197 (41.8%)	211 (44.8%)	47 (10.0%)	13 (2.8%)	3 (0.6%)	471 (100%)
国際感覚を養うことができた	Developed an international perspective	Domestic	49 (58.3%)	26 (31.0%)	5 (6.0%)	2 (2.4%)	2 (2.4%)	84 (100%)
		International	236 (61.0%)	124 (32.0%)	20 (5.2%)	3 (0.8%)	4 (1.0%)	387 (100%)
		Total	285 (60.5%)	150 (31.8%)	25 (5.3%)	5 (1.1%)	6 (1.3%)	471 (100%)
いろいろな国の人と知り合うことができた	Met people from different countries	Domestic	45 (53.6%)	30 (35.7%)	6 (7.1%)	2 (2.4%)	1 (1.2%)	84 (100%)
		International	286 (73.9%)	75 (19.4%)	23 (5.9%)	1 (0.3%)	2 (0.5%)	387 (100%)
		Total	331 (70.3%)	105 (22.3%)	29 (6.2%)	3 (0.6%)	3 (0.6%)	471 (100%)
多様な価値観・文化に触れた	Learned about different cultures and values	Domestic	57 (67.9%)	21 (25.0%)	5 (6.0%)		1 (1.2%)	84 (100%)
		International	250 (64.6%)	109 (28.2%)	23 (5.9%)	2 (0.5%)	3 (0.8%)	387 (100%)
		Total	307 (65.2%)	130 (27.6%)	28 (5.9%)	2 (0.4%)	4 (0.8%)	471 (100%)
多様な価値観を取り入れ、活動に繋げられた	Learned to embrace different values and use them to activities	Domestic	44 (52.4%)	30 (35.7%)	8 (9.5%)	1 (1.2%)	1 (1.2%)	84 (100%)
		International	230 (59.4%)	120 (31.0%)	31 (8.0%)	4 (1.0%)	2 (0.5%)	387 (100%)
		Total	274 (58.2%)	150 (31.8%)	39 (8.3%)	5 (1.1%)	3 (0.6%)	471 (100%)
自分の思考や価値観に気づくことができた	Learned to find my thoughts and values	Domestic	39 (46.4%)	34 (40.5%)	9 (10.7%)	1 (1.2%)	1 (1.2%)	84 (100%)
		International	200 (51.7%)	141 (36.4%)	39 (10.1%)	6 (1.6%)	1 (0.3%)	387 (100%)
		Total	239 (50.7%)	175 (37.2%)	48 (10.2%)	7 (1.5%)	2 (0.4%)	471 (100%)
自分の考えを発信する力がついた	Acquired the skills to communicate my own ideas	Domestic	35 (41.7%)	27 (32.1%)	15 (17.9%)	5 (6.0%)	2 (2.4%)	84 (100%)
		International	193 (49.9%)	148 (38.2%)	40 (10.3%)	5 (1.3%)	1 (0.3%)	387 (100%)
		Total	228 (48.4%)	175 (37.2%)	55 (11.7%)	10 (2.1%)	3 (0.6%)	471 (100%)
国を超えたネットワークが構築できた	Created networks that transcend borders	Domestic	29 (34.5%)	38 (45.2%)	11 (13.1%)	5 (6.0%)	1 (1.2%)	84 (100%)
		International	172 (44.4%)	151 (39.0%)	54 (14.0%)	6 (1.6%)	4 (1.0%)	387 (100%)
		Total	201 (42.7%)	189 (40.1%)	65 (13.8%)	11 (2.3%)	5 (1.1%)	471 (100%)
将来、国際的に活躍できる人材になれた	Became a person who can be active on the global stage	Domestic	20 (23.8%)	31 (36.9%)	20 (23.8%)	10 (11.9%)	3 (3.6%)	84 (100%)
		International	176 (45.5%)	147 (38.0%)	51 (13.2%)	8 (2.1%)	5 (1.3%)	387 (100%)
		Total	196 (41.6%)	178 (37.8%)	71 (15.1%)	18 (3.8%)	8 (1.7%)	471 (100%)
専門知識を深めることができた	Deepened specialized knowledge	Domestic	23 (27.4%)	24 (28.6%)	18 (21.4%)	11 (13.1%)	8 (9.5%)	84 (100%)
		International	135 (34.9%)	144 (37.2%)	76 (19.6%)	18 (4.7%)	14 (3.6%)	387 (100%)
		Total	158 (33.5%)	168 (35.7%)	94 (20.0%)	29 (6.2%)	22 (4.7%)	471 (100%)
実践的学習や体験を重視したアクティブラーニングが受け入れられた	I was able to participate in practical training and experience-oriented active learning	Domestic	26 (31.0%)	34 (40.5%)	12 (14.3%)	10 (11.9%)	2 (2.4%)	84 (100%)
		International	156 (40.3%)	146 (37.7%)	65 (16.8%)	15 (3.9%)	5 (1.3%)	387 (100%)
		Total	182 (38.6%)	180 (38.2%)	77 (16.3%)	25 (5.3%)	7 (1.5%)	471 (100%)

Experienced growth 2/2

Q.APUで過ごした学生生活について、以下のことをどの程度実感しましたか？/ Q.Please indicate the degree to which you experienced growth in the following areas as a student at APU.

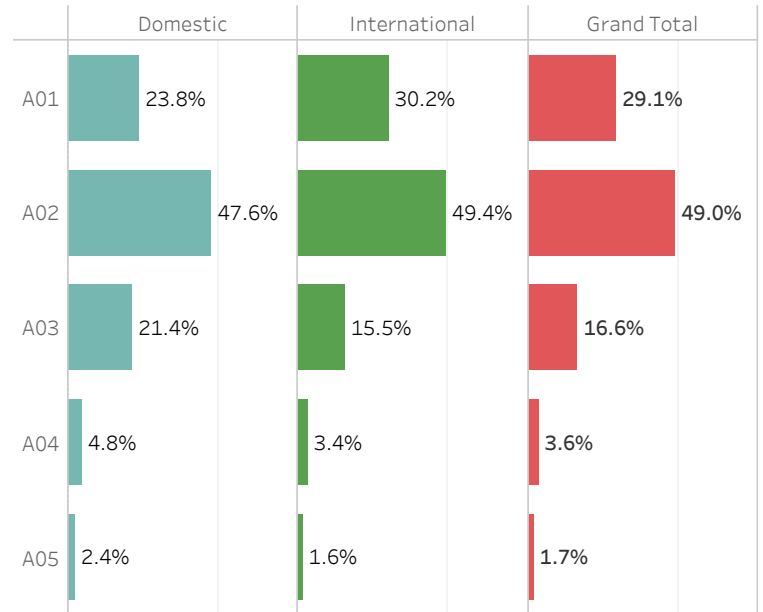
A01:Very much << A03:Neutral >> A05:Not at all



Sense of belonging to and satisfaction with APU

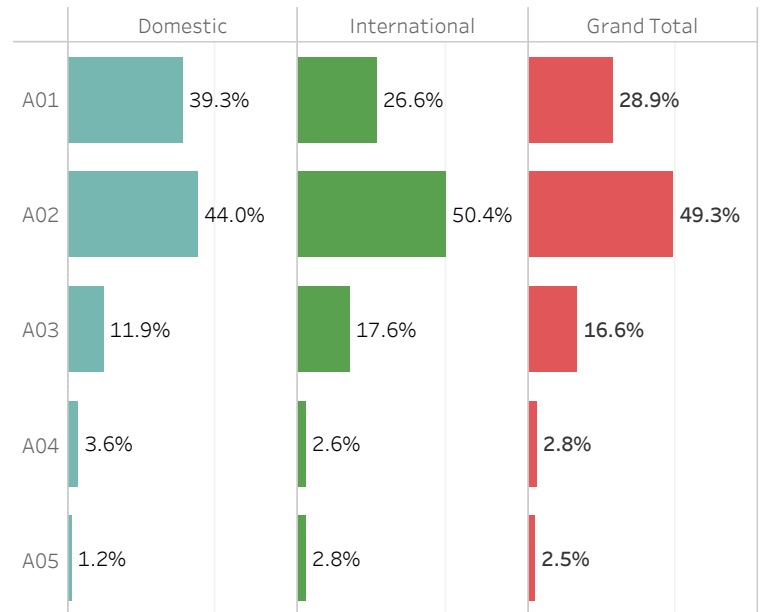
帰属意識 / Sense of belonging to APU

		Domes..	Intern..	Grand ..
A01	強く感じている Yes, strongly	20	117	137
A02	感じている Yes	40	191	231
A03	どちらとも言えない Neither yes or no	18	60	78
A04	感じていない No	4	13	17
A05	まったく感じていない No, not at all	2	6	8
Grand Total		84	387	471



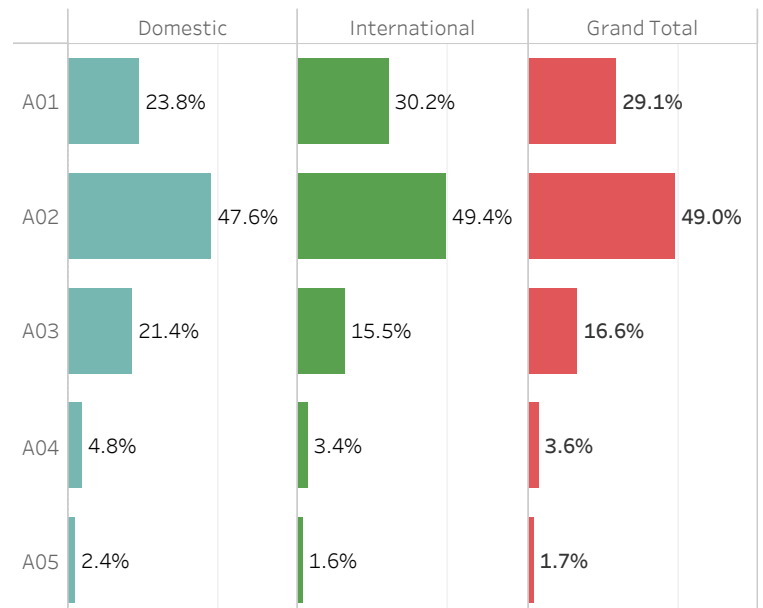
誇り / Sense of satisfaction with APU

		Domes..	Intern..	Grand ..
A01	誇りに思う I strongly agree	33	103	136
A02	ある程度誇りに思う I agree	37	195	232
A03	どちらとも言えない I couldn't say either way	10	68	78
A04	あまり誇りに思わない I don't really agree	3	10	13
A05	誇りに思わない I don't agree at all	1	11	12
Grand Total		84	387	471



推薦 / I would recommend APU to other

		Domes..	Intern..	Grand ..
A01	勧めたいと思う I strongly agree	35	91	126
A02	ある程度勧めたいと思う I agree	34	179	213
A03	どちらとも言えない I couldn't say either way	8	93	101
A04	あまり勧めたいと思わない I don't really agree	3	12	15
A05	勧めたいと思わない I don't agree at all	4	12	16
Grand Total		84	387	471



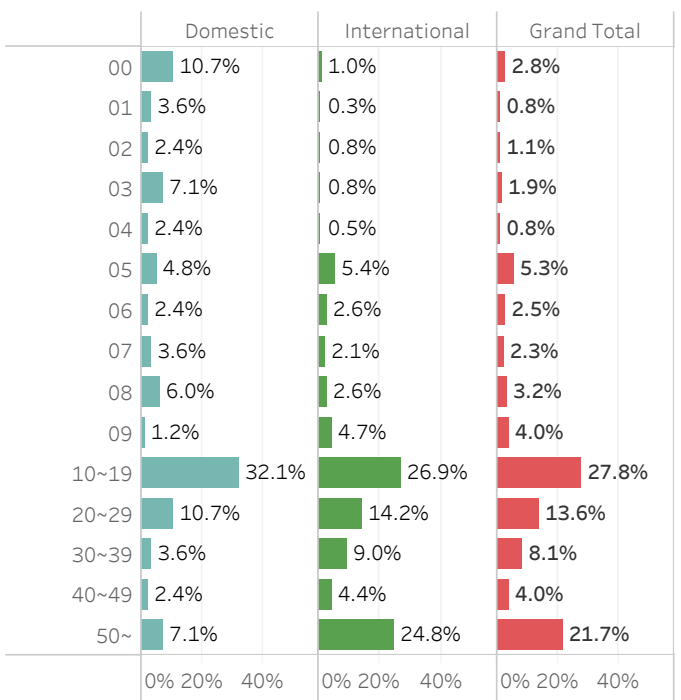
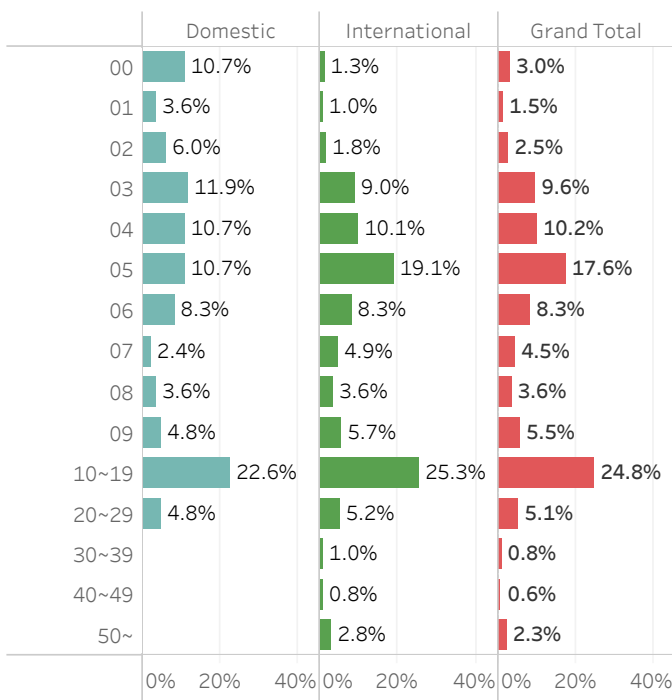
Friends

国籍・地域数 / Number of countries or regions

	Domestic		International		Grand Total	
00	9	10.7%	5	1.3%	14	3.0%
01	3	3.6%	4	1.0%	7	1.5%
02	5	6.0%	7	1.8%	12	2.5%
03	10	11.9%	35	9.0%	45	9.6%
04	9	10.7%	39	10.1%	48	10.2%
05	9	10.7%	74	19.1%	83	17.6%
06	7	8.3%	32	8.3%	39	8.3%
07	2	2.4%	19	4.9%	21	4.5%
08	3	3.6%	14	3.6%	17	3.6%
09	4	4.8%	22	5.7%	26	5.5%
10~19	19	22.6%	98	25.3%	117	24.8%
20~29	4	4.8%	20	5.2%	24	5.1%
30~39			4	1.0%	4	0.8%
40~49			3	0.8%	3	0.6%
50~			11	2.8%	11	2.3%
Grand Total	84	100.0%	387	100.0%	471	100.0%

友人数 / Number of friend

	Domestic		International		Grand Total	
00	9	10.7%	4	1.0%	13	2.8%
01	3	3.6%	1	0.3%	4	0.8%
02	2	2.4%	3	0.8%	5	1.1%
03	6	7.1%	3	0.8%	9	1.9%
04	2	2.4%	2	0.5%	4	0.8%
05	4	4.8%	21	5.4%	25	5.3%
06	2	2.4%	10	2.6%	12	2.5%
07	3	3.6%	8	2.1%	11	2.3%
08	5	6.0%	10	2.6%	15	3.2%
09	1	1.2%	18	4.7%	19	4.0%
10~19	27	32.1%	104	26.9%	131	27.8%
20~29	9	10.7%	55	14.2%	64	13.6%
30~39	3	3.6%	35	9.0%	38	8.1%
40~49	2	2.4%	17	4.4%	19	4.0%
50~	6	7.1%	96	24.8%	102	21.7%
Grand Total	84	100.0%	387	100.0%	471	100.0%



Avg.

	Domestic	International	Grand Total
国籍数()力国・地域 Number of countries/regions: ____	7.44	10.68	10.10
約()人 Numbers of friends: ____	15.36	27.63	25.44

多国籍友人の国籍・地域数が10以上の学生 / Number of students who have friends of other nationalities from 10 or more countries/region

国籍数()力国・地域 Number of countries/regi..	N		N / Responded		N Total	N / Respons.. Total
	Domestic	International	Domestic	International		
	23	136	4.7%	28.0%	159	32.8%

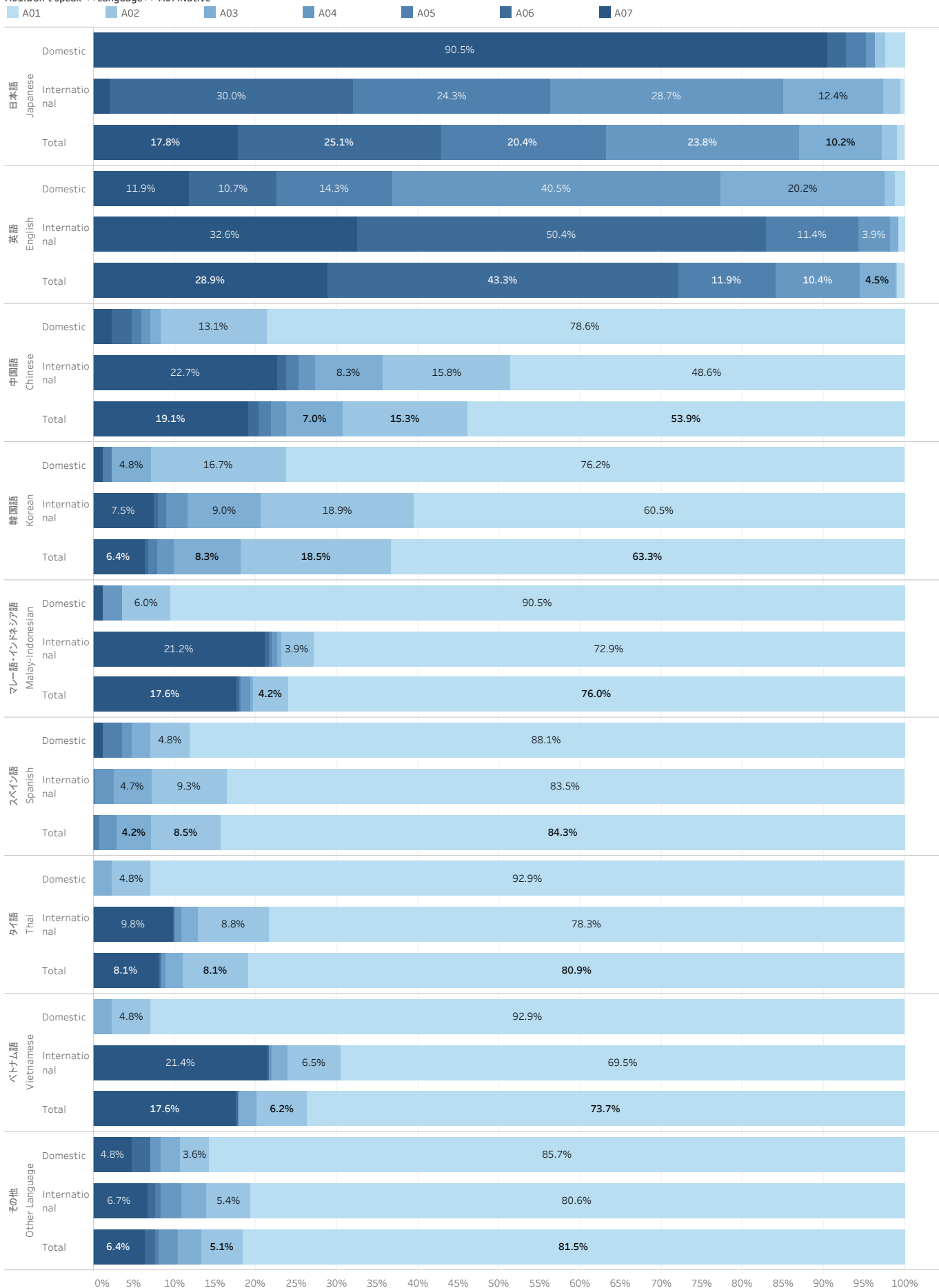
Language 1/2

Q.あなたはどの言語を使用することができますか / What languages are you able to use?

		A01 この言語は使用しない I don't speak this language	A02 単語レベルの理解や話ができるレベル Very basic understanding of words and conversation.	A03 が理解でき、話ができるレベル Can understand and express short phrases in daily life.	A04 日常的な事柄なら、議論に参加できるレベル Can join in discussions on every day matters.	A05 専門分野に関する事柄なら、議論に参加できるレベル Can join in discussions relating to my major.	A06 現や長い文章が理解できるレベル Have a high level of understanding and the ability to express myself on a variety of topics and can understand long passages.	A07 母語または母語レベル Native language or native level	Grand Total
日本語 Japanese	Domes tic	2 (2.4%)	1 (1.2%)		1 (1.2%)	2 (2.4%)	2 (2.4%)	76 (90.5%)	84 (100%)
	Interna tional	2 (0.5%)	8 (2.1%)	48 (12.4%)	111 (28.7%)	94 (24.3%)	116 (30.0%)	8 (2.1%)	387 (100%)
	Total	4 (0.8%)	9 (1.9%)	48 (10.2%)	112 (23.8%)	96 (20.4%)	118 (25.1%)	84 (17.8%)	471 (100%)
英語 English	Domes tic	1 (1.2%)	1 (1.2%)	17 (20.2%)	34 (40.5%)	12 (14.3%)	9 (10.7%)	10 (11.9%)	84 (100%)
	Interna tional	3 (0.8%)		4 (1.0%)	15 (3.9%)	44 (11.4%)	195 (50.4%)	126 (32.6%)	387 (100%)
	Total	4 (0.8%)	1 (0.2%)	21 (4.5%)	49 (10.4%)	56 (11.9%)	204 (43.3%)	136 (28.9%)	471 (100%)
中国語 Chinese	Domes tic	66 (78.6%)	11 (13.1%)	1 (1.2%)	1 (1.2%)	1 (1.2%)	2 (2.4%)	2 (2.4%)	84 (100%)
	Interna tional	188 (48.6%)	61 (15.8%)	32 (8.3%)	8 (2.1%)	6 (1.6%)	4 (1.0%)	88 (22.7%)	387 (100%)
	Total	254 (53.9%)	72 (15.3%)	33 (7.0%)	9 (1.9%)	7 (1.5%)	6 (1.3%)	90 (19.1%)	471 (100%)
韓国語 Korean	Domes tic	64 (76.2%)	14 (16.7%)	4 (4.8%)		1 (1.2%)		1 (1.2%)	84 (100%)
	Interna tional	234 (60.5%)	73 (18.9%)	35 (9.0%)	10 (2.6%)	4 (1.0%)	2 (0.5%)	29 (7.5%)	387 (100%)
	Total	298 (63.3%)	87 (18.5%)	39 (8.3%)	10 (2.1%)	5 (1.1%)	2 (0.4%)	30 (6.4%)	471 (100%)
マレー語・インドネシア語 Malay-Indonesian	Domes tic	76 (90.5%)	5 (6.0%)		2 (2.4%)			1 (1.2%)	84 (100%)
	Interna tional	282 (72.9%)	15 (3.9%)	2 (0.5%)	3 (0.8%)	1 (0.3%)	2 (0.5%)	82 (21.2%)	387 (100%)
	Total	358 (76.0%)	20 (4.2%)	2 (0.4%)	5 (1.1%)	1 (0.2%)	2 (0.4%)	83 (17.6%)	471 (100%)
スペイン語 Spanish	Domes tic	74 (88.1%)	4 (4.8%)	2 (2.4%)	1 (1.2%)	2 (2.4%)		1 (1.2%)	84 (100%)
	Interna tional	323 (83.5%)	36 (9.3%)	18 (4.7%)	9 (2.3%)	1 (0.3%)			387 (100%)
	Total	397 (84.3%)	40 (8.5%)	20 (4.2%)	10 (2.1%)	3 (0.6%)		1 (0.2%)	471 (100%)
タイ語 Thai	Domes tic	78 (92.9%)	4 (4.8%)	2 (2.4%)					84 (100%)
	Interna tional	303 (78.3%)	34 (8.8%)	8 (2.1%)	3 (0.8%)		1 (0.3%)	38 (9.8%)	387 (100%)
	Total	381 (80.9%)	38 (8.1%)	10 (2.1%)	3 (0.6%)		1 (0.2%)	38 (8.1%)	471 (100%)
ベトナム語 Vietnamese	Domes tic	78 (92.9%)	4 (4.8%)	2 (2.4%)					84 (100%)
	Interna tional	269 (69.5%)	25 (6.5%)	8 (2.1%)	1 (0.3%)		1 (0.3%)	83 (21.4%)	387 (100%)
	Total	347 (73.7%)	29 (6.2%)	10 (2.1%)	1 (0.2%)		1 (0.2%)	83 (17.6%)	471 (100%)
その他 Other Language	Domes tic	72 (85.7%)	3 (3.6%)	2 (2.4%)	1 (1.2%)		2 (2.4%)	4 (4.8%)	84 (100%)
	Interna tional	312 (80.6%)	21 (5.4%)	12 (3.1%)	10 (2.6%)	2 (0.5%)	4 (1.0%)	26 (6.7%)	387 (100%)
	Total	384 (81.5%)	24 (5.1%)	14 (3.0%)	11 (2.3%)	2 (0.4%)	6 (1.3%)	30 (6.4%)	471 (100%)
Grand Total		2,427 (57%)	320 (8%)	197 (5%)	210 (5%)	170 (4%)	340 (8%)	575 (14%)	4,239 (100%)

Language 2/2

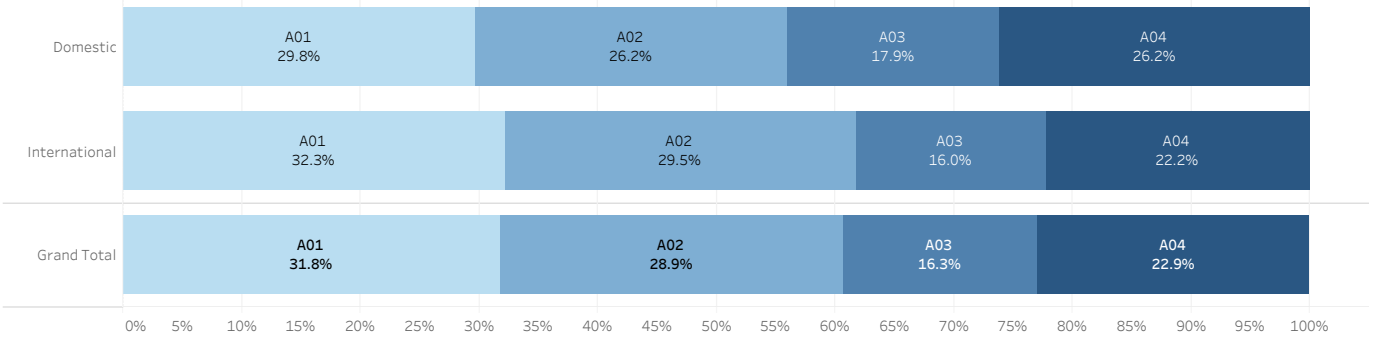
A01:Don't speak << Language >> A07:Native



Oversea

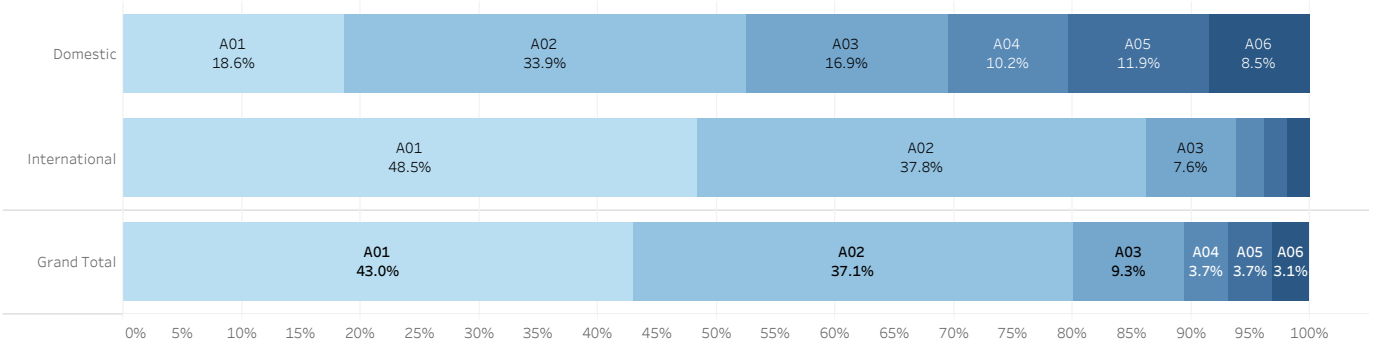
Q.APU在学中、大学が提供するプログラム以外で海外への渡航経験はありますか。(休学期間中や休暇中等) / Did you travel outside of Japan while you were at APU?
Examples include holiday travel and internships. Do NOT include programs offered by the University.

	A01 いいえ No	A02 はい(1カ国) Yes (1 country)	A03 はい(2カ国) Yes (2 countries)	A04 はい(3カ国以上) Yes (3 countries or more)	Grand Total
Domestic	25 (29.8%)	22 (26.2%)	15 (17.9%)	22 (26.2%)	84 (100.0%)
International	125 (32.3%)	114 (29.5%)	62 (16.0%)	86 (22.2%)	387 (100.0%)
Grand Total	150 (31.8%)	136 (28.9%)	77 (16.3%)	108 (22.9%)	471 (100.0%)



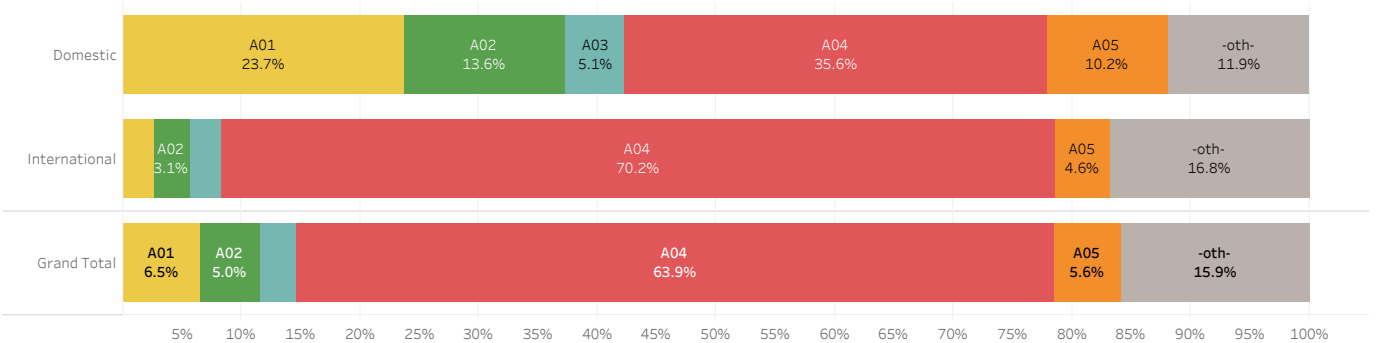
[海外にいた期間 / Duration] ※複数回答合算 / Multiple answers combined

	A01 1週間以内 Less than a week	A02 1ヶ月以内 Less than a month	A03 3ヶ月以内 Less than three months	A04 6ヶ月以内 Less than six months	A05 1年以内 Less than a year	A06 1年以上 One year or more	Grand Total
Domestic	11 (18.6%)	20 (33.9%)	10 (16.9%)	6 (10.2%)	7 (11.9%)	5 (8.5%)	59 (100.0%)
International	127 (48.5%)	99 (37.8%)	20 (7.6%)	6 (2.3%)	5 (1.9%)	5 (1.9%)	262 (100.0%)
Grand Total	138 (43.0%)	119 (37.1%)	30 (9.3%)	12 (3.7%)	12 (3.7%)	10 (3.1%)	321 (100.0%)



[海外渡航の目的 / Purpose] ※複数回答合算 / Multiple answers combined

	A01 語学研修 Language study	A02 インターンシップ Internship	A03 ワーキングホリデー Working holiday	A04 旅行 Trip	A05 ボランティア Volunteer	-oth- その他 Other	Grand Total
Domestic	14 (23.7%)	8 (13.6%)	3 (5.1%)	21 (35.6%)	6 (10.2%)	7 (11.9%)	59 (100.0%)
International	7 (2.7%)	8 (3.1%)	7 (2.7%)	184 (70.2%)	12 (4.6%)	44 (16.8%)	262 (100.0%)
Grand Total	21 (6.5%)	16 (5.0%)	10 (3.1%)	205 (63.9%)	18 (5.6%)	51 (15.9%)	321 (100.0%)



English Score

Q. 以下の英語テストについて、在学期間中の最高スコアを書いてください(受験していなければ " 0" を入力) / If you have taken the following English tests while enrolled at APU, what was your highest score? (Enter "0" if you have not taken any of these tests.)

※十分な英語力を認められた学生は、英語検定の受講義務が無い。 / Students with sufficient English proficiency are not required to attend an English proficiency test.

TOEFL-ITP (310-677)

	TOEFL-ITP (a written test)		Grand Total
	Domestic	International	
310+		1 0.3%	1 0.2%
400+	23 27.4%	2 0.5%	25 5.3%
500+	18 21.4%	5 1.3%	23 4.9%
600+	3 3.6%	2 0.5%	5 1.1%
No Score / Invalid Score	40 47.6%	377 97.4%	417 88.5%
Grand Total	84 100.0%	387 100.0%	471 100.0%

TOEFL-iBT (0-120)

	TOEFL-iBT (on the computer)		Grand Total
	Domestic	International	
40+	1 1.2%	1 0.3%	2 0.4%
60+	2 2.4%	1 0.3%	3 0.6%
80+		17 4.4%	17 3.6%
100+	3 3.6%	20 5.2%	23 4.9%
No Score / Invalid Score	78 92.9%	348 89.9%	426 90.4%
Grand Total	84 100.0%	387 100.0%	471 100.0%

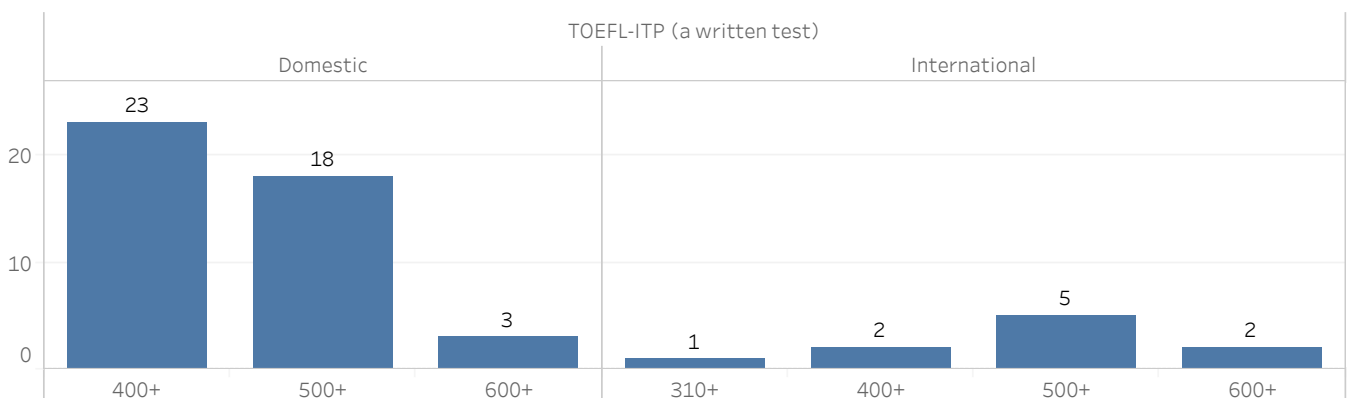
TOEIC-IP (10-990)

	TOEIC		Grand Total
	Domestic	International	
300-		1 0.3%	1 0.2%
400+	1 1.2%	2 0.5%	3 0.6%
540+	22 26.2%	12 3.1%	34 7.2%
750+	12 14.3%	41 10.6%	53 11.3%
900+	3 3.6%	64 16.5%	67 14.2%
No Score / Invalid Score	46 54.8%	267 69.0%	313 66.5%
Grand Total	84 100.0%	387 100.0%	471 100.0%

IELTS (1-9)

	IELTS		Grand Total
	Domestic	International	
5+	4 4.8%	2 0.5%	6 1.3%
6+	1 1.2%	50 12.9%	51 10.8%
7+	2 2.4%	52 13.4%	54 11.5%
8+	3 3.6%	21 5.4%	24 5.1%
No Score / Invalid Score	74 88.1%	262 67.7%	336 71.3%
Grand Total	84 100.0%	387 100.0%	471 100.0%

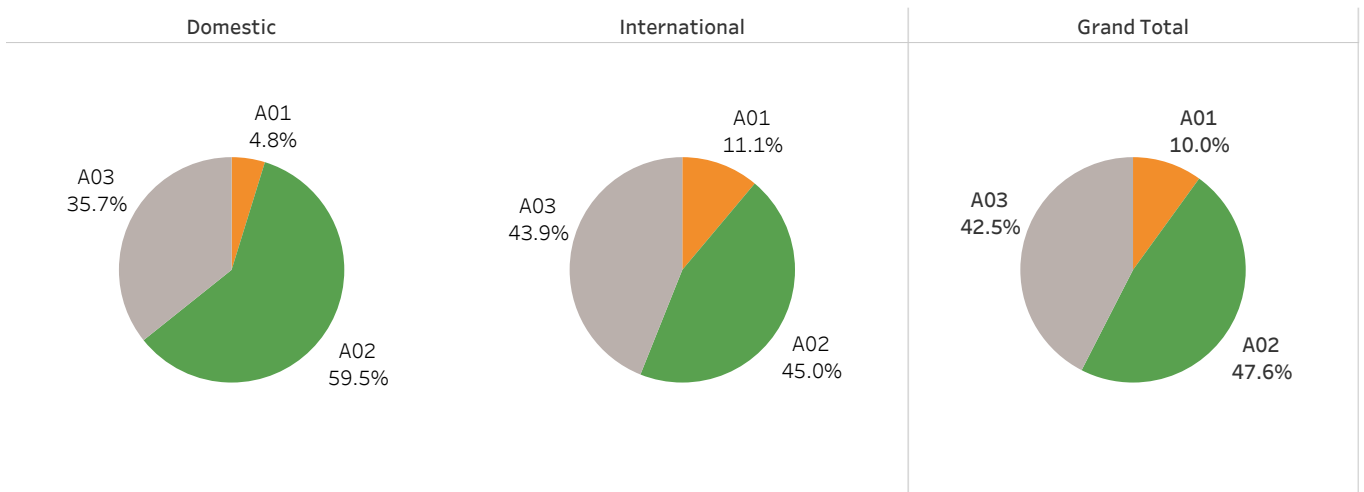
TOEFL-ITP



Career Path after graduation

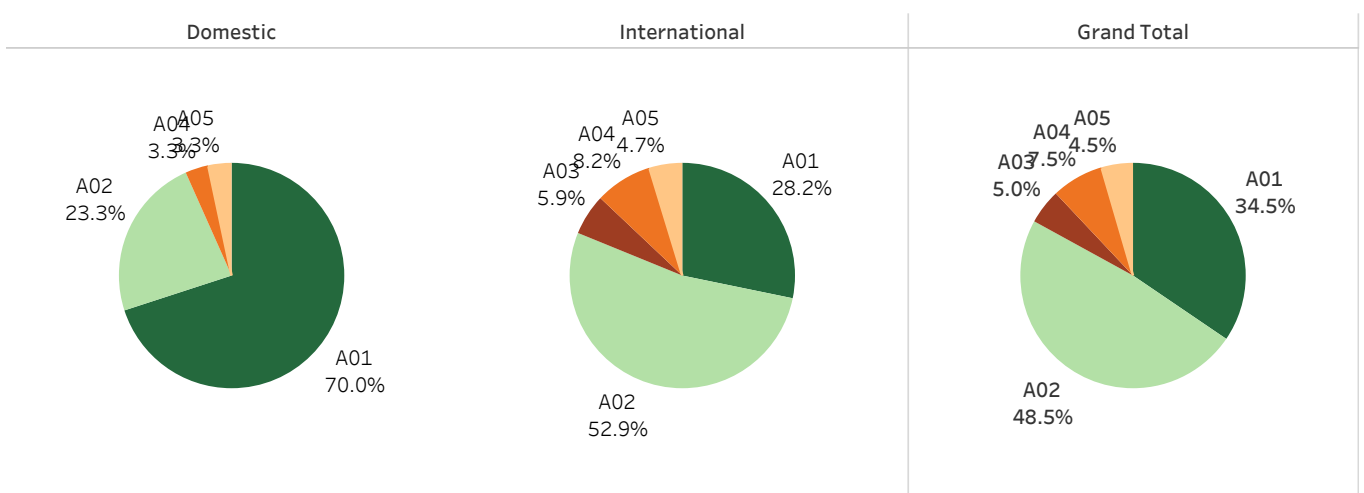
Q. あなたの進路に関して/ Please tell us about your future plans. Have you decided on your career path, job, or further education?

		Domestic	International	Grand Total
A01	(a)進学決定済み (a) I have been accepted to a graduate or other program	4 4.8%	43 11.1%	47 10.0%
A02	(b)就職決定済み (b) I have secured employment	50 59.5%	174 45.0%	224 47.6%
A03	(c)進路未定 (c) Not confirmed/undecided	30 35.7%	170 43.9%	200 42.5%
Grand Total		84 100.0%	387 100.0%	471 100.0%



Q. (c)進路未決定の方へ/ (c) If your plans are not yet confirmed or if you are undecided:

		Domestic	International	Grand Total
A01	在学中に日本での就職活動をし、日本での就職活動継続予定 I looked for a job in Japan while enrolled, and will continue job hunting in Japan.	21 70.0%	48 28.2%	69 34.5%
A02	卒業後に日本以外の国で就職活動予定 I will look for a job in a country other than Japan after graduation.	7 23.3%	90 52.9%	97 48.5%
A03	日本の大学院などに進学受験中 I have applied to graduate school(s) in Japan.		10 5.9%	10 5.0%
A04	日本以外の大学院などに進学受験中 I have applied to graduate school(s) in a country other than Japan.	1 3.3%	14 8.2%	15 7.5%
A05	日本と日本以外、両方の大学院などに進学受験中 I have applied to graduate school(s) in Japan and other countries.	1 3.3%	8 4.7%	9 4.5%
Grand Total		30 100.0%	170 100.0%	200 100.0%



2020 April Graduation Survey

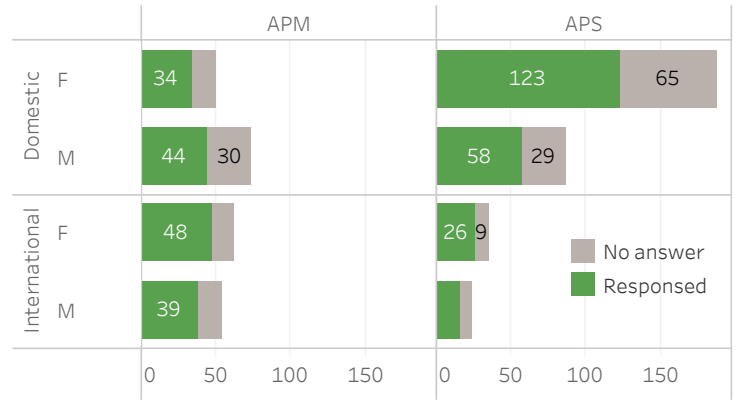
実施期間: 2020/3月

対象者: 2020年3月卒業の学部生

Summary

回答者数 / Number of Respondents

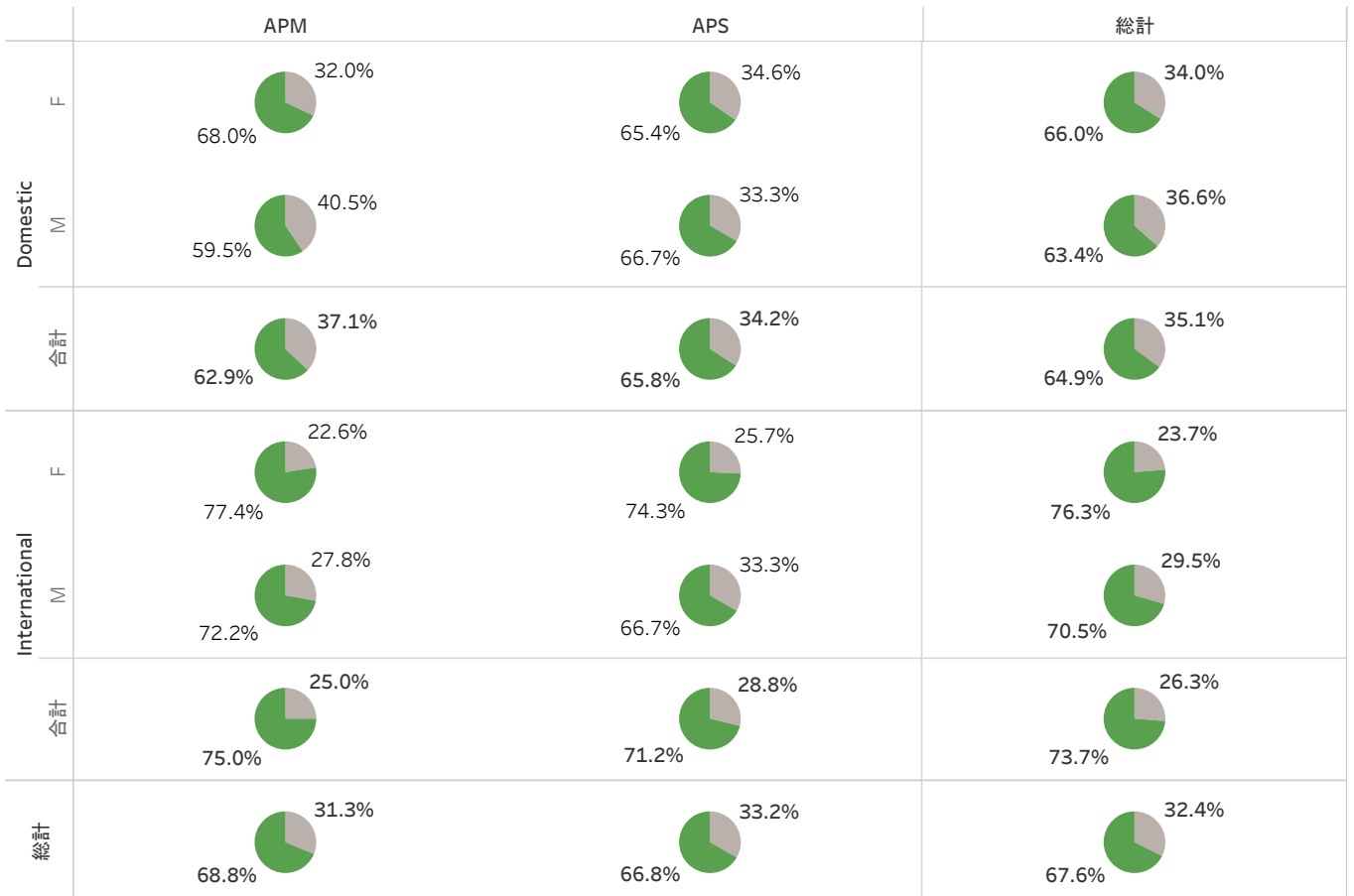
	APM	APS	総計
Domestic	F	34 / 50	157 / 238
	M	44 / 74	102 / 161
	合計	78 / 124	259 / 399
International	F	48 / 62	74 / 97
	M	39 / 54	55 / 78
	合計	87 / 116	129 / 175
総計	165 / 240	223 / 334	388 / 574



回答率 / Response Rate

	APM	APS	総計	
Domestic	F	68.0%	65.4%	66.0%
	M	59.5%	66.7%	63.4%
	合計	62.9%	65.8%	64.9%
International	F	77.4%	74.3%	76.3%
	M	72.2%	66.7%	70.5%
	合計	75.0%	71.2%	73.7%
総計	68.8%	66.8%	67.6%	

回答率 / Response Rate [Graph]



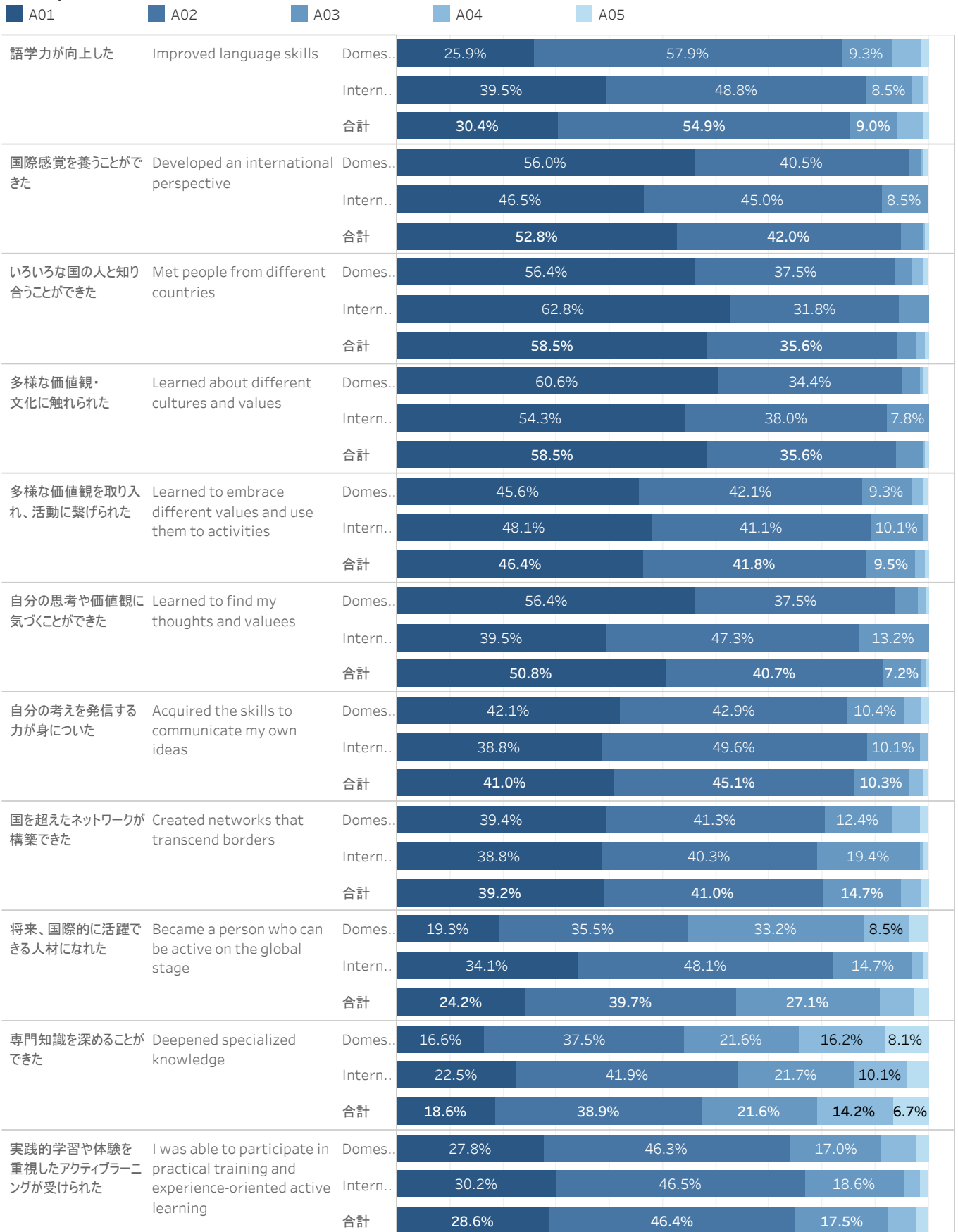
Experienced growth 1/2

			A01	A02	A03	A04	A05	総計
			とても実感している Very much	ある程度実感している To a certain degree	どちらとも言えない Neutral	あまり実感していない Not much	全く実感していない Not at all	
語学力が向上した	Improved language skills	Domestic	67 (25.9%)	150 (57.9%)	24 (9.3%)	15 (5.8%)	3 (1.2%)	259 (100%)
		International	51 (39.5%)	63 (48.8%)	11 (8.5%)	3 (2.3%)	1 (0.8%)	129 (100%)
		合計	118 (30.4%)	213 (54.9%)	35 (9.0%)	18 (4.6%)	4 (1.0%)	388 (100%)
国際感覚を養うことができた	Developed an international perspective	Domestic	145 (56.0%)	105 (40.5%)	6 (2.3%)	1 (0.4%)	2 (0.8%)	259 (100%)
		International	60 (46.5%)	58 (45.0%)	11 (8.5%)			129 (100%)
		合計	205 (52.8%)	163 (42.0%)	17 (4.4%)	1 (0.3%)	2 (0.5%)	388 (100%)
いろいろな国の人と知り合うことができた	Met people from different countries	Domestic	146 (56.4%)	97 (37.5%)	8 (3.1%)	6 (2.3%)	2 (0.8%)	259 (100%)
		International	81 (62.8%)	41 (31.8%)	7 (5.4%)			129 (100%)
		合計	227 (58.5%)	138 (35.6%)	15 (3.9%)	6 (1.5%)	2 (0.5%)	388 (100%)
多様な価値観・文化に触れられた	Learned about different cultures and values	Domestic	157 (60.6%)	89 (34.4%)	9 (3.5%)	2 (0.8%)	2 (0.8%)	259 (100%)
		International	70 (54.3%)	49 (38.0%)	10 (7.8%)			129 (100%)
		合計	227 (58.5%)	138 (35.6%)	19 (4.9%)	2 (0.5%)	2 (0.5%)	388 (100%)
多様な価値観を取り入れ、活動に繋げられた	Learned to embrace different values and use them to activities	Domestic	118 (45.6%)	109 (42.1%)	24 (9.3%)	6 (2.3%)	2 (0.8%)	259 (100%)
		International	62 (48.1%)	53 (41.1%)	13 (10.1%)	1 (0.8%)		129 (100%)
		合計	180 (46.4%)	162 (41.8%)	37 (9.5%)	7 (1.8%)	2 (0.5%)	388 (100%)
自分の思考や価値観に気づくことができた	Learned to find my thoughts and values	Domestic	146 (56.4%)	97 (37.5%)	11 (4.2%)	4 (1.5%)	1 (0.4%)	259 (100%)
		International	51 (39.5%)	61 (47.3%)	17 (13.2%)			129 (100%)
		合計	197 (50.8%)	158 (40.7%)	28 (7.2%)	4 (1.0%)	1 (0.3%)	388 (100%)
自分の考えを発信する力が高まった	Acquired the skills to communicate my own ideas	Domestic	109 (42.1%)	111 (42.9%)	27 (10.4%)	9 (3.5%)	3 (1.2%)	259 (100%)
		International	50 (38.8%)	64 (49.6%)	13 (10.1%)	2 (1.6%)		129 (100%)
		合計	159 (41.0%)	175 (45.1%)	40 (10.3%)	11 (2.8%)	3 (0.8%)	388 (100%)
国を超えたネットワークが構築できた	Created networks that transcend borders	Domestic	102 (39.4%)	107 (41.3%)	32 (12.4%)	14 (5.4%)	4 (1.5%)	259 (100%)
		International	50 (38.8%)	52 (40.3%)	25 (19.4%)	1 (0.8%)	1 (0.8%)	129 (100%)
		合計	152 (39.2%)	159 (41.0%)	57 (14.7%)	15 (3.9%)	5 (1.3%)	388 (100%)
将来、国際的に活躍できる人材になれた	Became a person who can be active on the global stage	Domestic	50 (19.3%)	92 (35.5%)	86 (33.2%)	22 (8.5%)	9 (3.5%)	259 (100%)
		International	44 (34.1%)	62 (48.1%)	19 (14.7%)	3 (2.3%)	1 (0.8%)	129 (100%)
		合計	94 (24.2%)	154 (39.7%)	105 (27.1%)	25 (6.4%)	10 (2.6%)	388 (100%)
専門知識を深めることができた	Deepened specialized knowledge	Domestic	43 (16.6%)	97 (37.5%)	56 (21.6%)	42 (16.2%)	21 (8.1%)	259 (100%)
		International	29 (22.5%)	54 (41.9%)	28 (21.7%)	13 (10.1%)	5 (3.9%)	129 (100%)
		合計	72 (18.6%)	151 (38.9%)	84 (21.6%)	55 (14.2%)	26 (6.7%)	388 (100%)
実践的学習や体験を重視したアクティブラーニングが受け入れられた	I was able to participate in practical training and experience-oriented active learning	Domestic	72 (27.8%)	120 (46.3%)	44 (17.0%)	17 (6.6%)	6 (2.3%)	259 (100%)
		International	39 (30.2%)	60 (46.5%)	24 (18.6%)	4 (3.1%)	2 (1.6%)	129 (100%)
		合計	111 (28.6%)	180 (46.4%)	68 (17.5%)	21 (5.4%)	8 (2.1%)	388 (100%)

Experienced growth 2/2

Q.APUで過ごした学生生活について、以下のことをどの程度実感しましたか？/ Q.Please indicate the degree to which you experienced growth in the following areas as a student at APU.

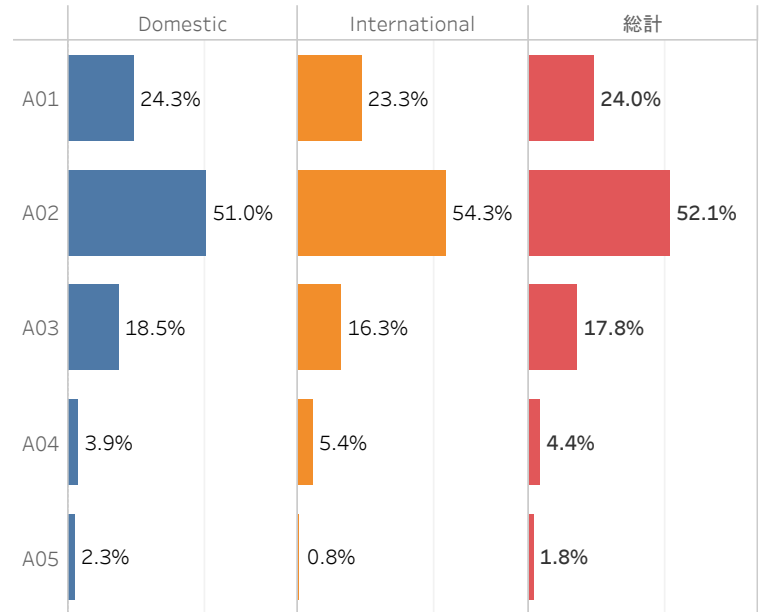
A01:Very much << A03:Neutral >> A05:Not at all



Sense of belonging to and satisfaction with APU

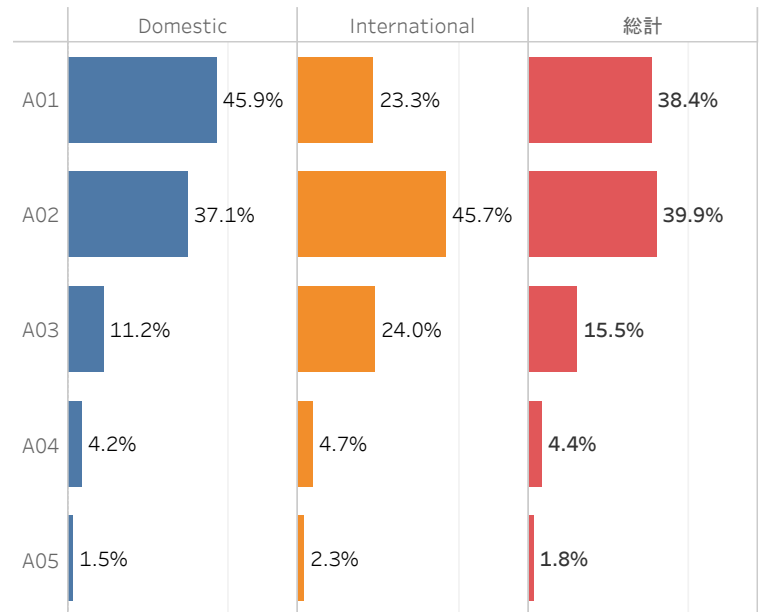
帰属意識 / Sense of belonging to APU

		Domes..	Interna..	総計
A01	強く感じている Yes, strongly	63	30	93
A02	感じている Yes	132	70	202
A03	どちらとも言えない Neither yes or no	48	21	69
A04	感じていない No	10	7	17
A05	まったく感じていない No, not at all	6	1	7
総計		259	129	388



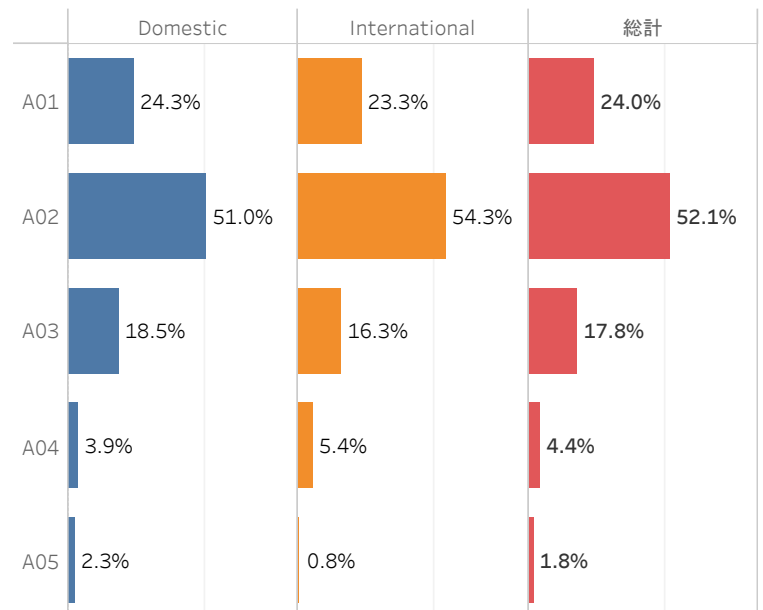
誇り / Sense of satisfaction with APU

		Domes..	Interna..	総計
A01	誇りに思う I strongly agree	119	30	149
A02	ある程度誇りに思う I agree	96	59	155
A03	どちらとも言えない I couldn't say either way	29	31	60
A04	あまり誇りに思わない I don't really agree	11	6	17
A05	誇りに思わない I don't agree at all	4	3	7
総計		259	129	388



推薦 / I would recommend APU to other

		Domes..	Interna..	総計
A01	勧めたいと思う I strongly agree	107	29	136
A02	ある程度勧めたいと思う I agree	98	54	152
A03	どちらとも言えない I couldn't say either way	41	32	73
A04	あまり勧めたいと思わない I don't really agree	8	10	18
A05	勧めたいと思わない I don't agree at all	5	4	9
総計		259	129	388



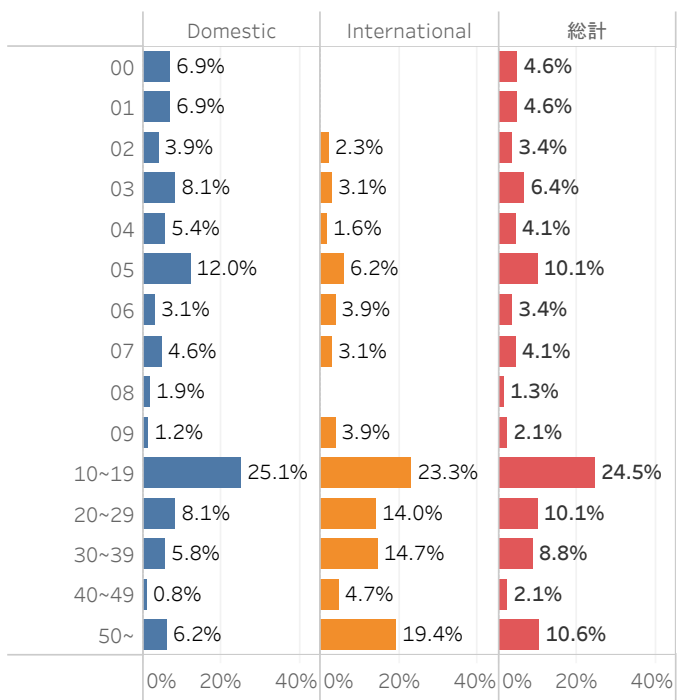
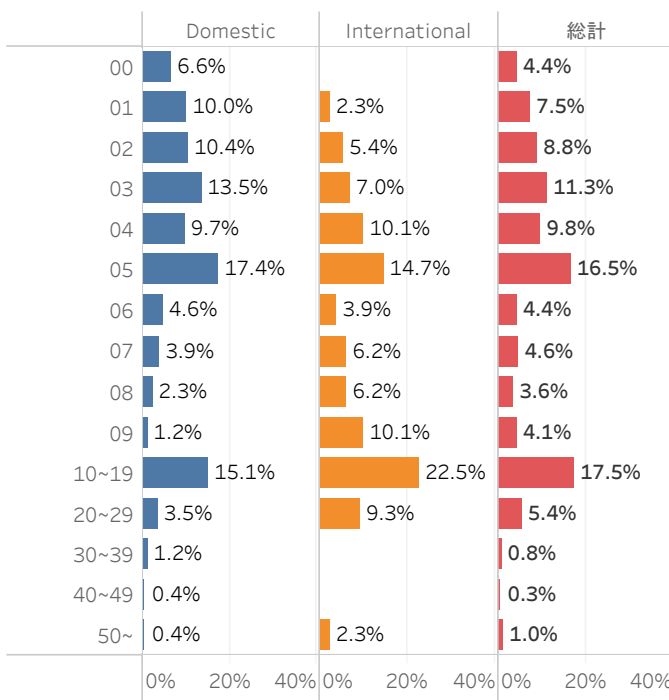
Friends

国籍・地域数 / Number of countries or regions

	Domestic		International		総計	
00	17	6.6%			17	4.4%
01	26	10.0%	3	2.3%	29	7.5%
02	27	10.4%	7	5.4%	34	8.8%
03	35	13.5%	9	7.0%	44	11.3%
04	25	9.7%	13	10.1%	38	9.8%
05	45	17.4%	19	14.7%	64	16.5%
06	12	4.6%	5	3.9%	17	4.4%
07	10	3.9%	8	6.2%	18	4.6%
08	6	2.3%	8	6.2%	14	3.6%
09	3	1.2%	13	10.1%	16	4.1%
10~19	39	15.1%	29	22.5%	68	17.5%
20~29	9	3.5%	12	9.3%	21	5.4%
30~39	3	1.2%			3	0.8%
40~49	1	0.4%			1	0.3%
50~	1	0.4%	3	2.3%	4	1.0%
総計	259	100.0%	129	100.0%	388	100.0%

友人数 / Number of friend

	Domestic		International		総計	
00	18	6.9%			18	4.6%
01	18	6.9%			18	4.6%
02	10	3.9%	3	2.3%	13	3.4%
03	21	8.1%	4	3.1%	25	6.4%
04	14	5.4%	2	1.6%	16	4.1%
05	31	12.0%	8	6.2%	39	10.1%
06	8	3.1%	5	3.9%	13	3.4%
07	12	4.6%	4	3.1%	16	4.1%
08	5	1.9%			5	1.3%
09	3	1.2%	5	3.9%	8	2.1%
10~19	65	25.1%	30	23.3%	95	24.5%
20~29	21	8.1%	18	14.0%	39	10.1%
30~39	15	5.8%	19	14.7%	34	8.8%
40~49	2	0.8%	6	4.7%	8	2.1%
50~	16	6.2%	25	19.4%	41	10.6%
総計	259	100.0%	129	100.0%	388	100.0%



Avg.

	Domestic	International	総計
国籍数() 国籍・地域 Number of countries/regions: ____	6.73	10.53	7.99
約() 人 Numbers of friends: ____	13.54	26.19	17.74

多国籍友人の国籍・地域数が10以上の学生 / Number of students who have friends of other nationalities from 10 or more countries/region

国籍数() 国籍・地域 Number of countries/regi..	N		N / Responded		N 合計	N / Respons.. 合計
	Domestic	International	Domestic	International		
	53	44	10.9%	9.1%	97	20.0%

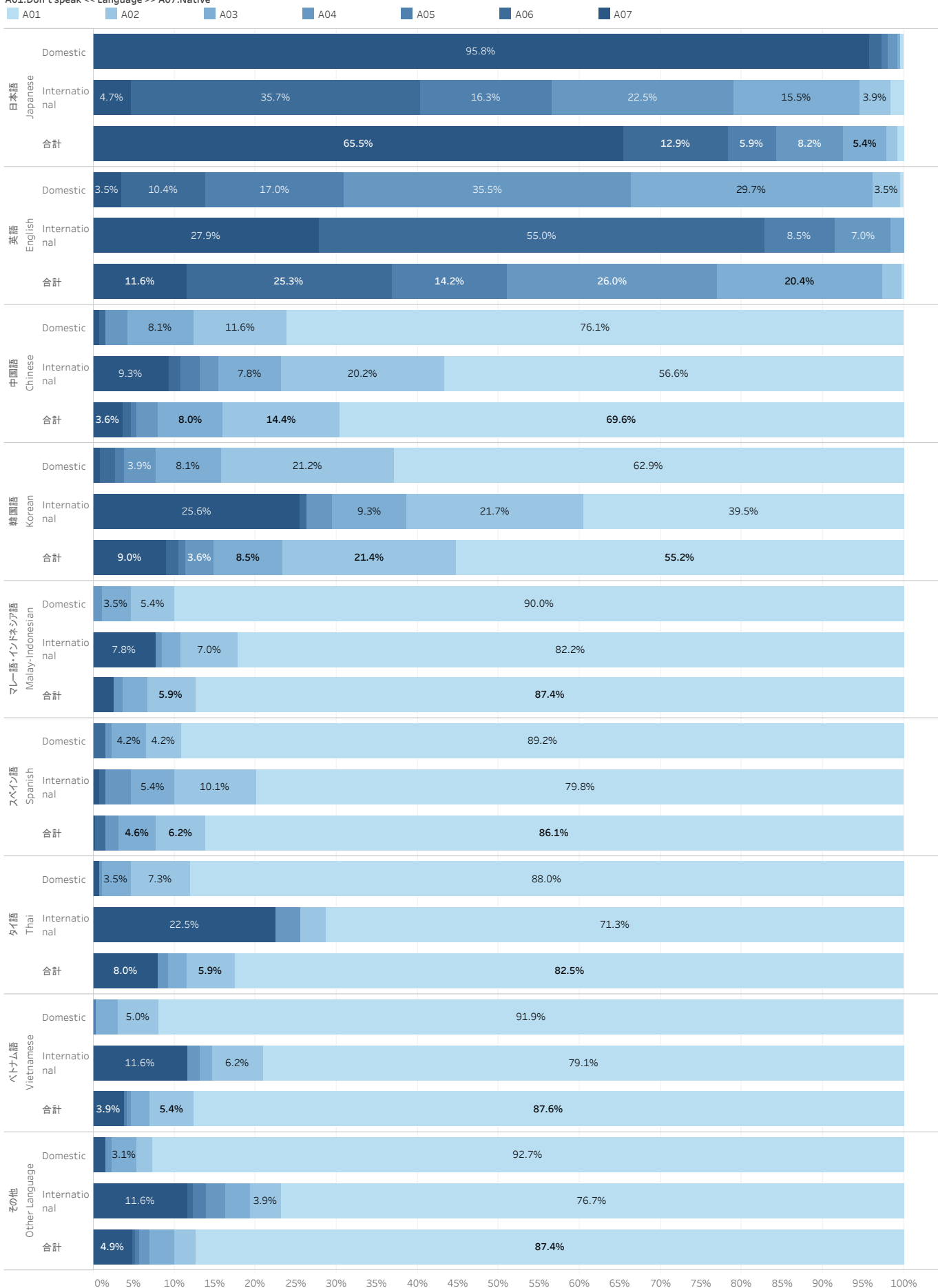
Language 1/2

Q.あなたはどの言語を使用することができますか / What languages are you able to use?

		A01	A02	A03	A04	A05	A06	A07	
		この言語は使用しない I don't speak this language	単語レベルの理解や話ができるレベル Very basic understanding of words and conversation.	日常生活で短く簡単な表現が理解でき、話ができるレベル Can understand and express short phrases in daily life.	日常的な事柄なら、議論に参加できるレベル Can join in discussions on every day matters.	専門分野に関する事柄なら、議論に参加できるレベル Can join in discussions relating to my major.	様々なテーマで、高度な表現や長い文章が理解できるレベル Have a high level of understanding and the ability to express myself on a variety of topics and can understand long passages.	母語または母語レベル Native language or native level	総計
日本語 Japanese	Domes tic	1 (0.4%)		1 (0.4%)	3 (1.2%)	2 (0.8%)	4 (1.5%)	248 (95.8%)	259 (100%)
	Interna tional	2 (1.6%)	5 (3.9%)	20 (15.5%)	29 (22.5%)	21 (16.3%)	46 (35.7%)	6 (4.7%)	129 (100%)
	合計	3 (0.8%)	5 (1.3%)	21 (5.4%)	32 (8.2%)	23 (5.9%)	50 (12.9%)	254 (65.5%)	388 (100%)
英語 English	Domes tic	1 (0.4%)	9 (3.5%)	77 (29.7%)	92 (35.5%)	44 (17.0%)	27 (10.4%)	9 (3.5%)	259 (100%)
	Interna tional			2 (1.6%)	9 (7.0%)	11 (8.5%)	71 (55.0%)	36 (27.9%)	129 (100%)
	合計	1 (0.3%)	9 (2.3%)	79 (20.4%)	101 (26.0%)	55 (14.2%)	98 (25.3%)	45 (11.6%)	388 (100%)
中国語 Chinese	Domes tic	197 (76.1%)	30 (11.6%)	21 (8.1%)	7 (2.7%)		2 (0.8%)	2 (0.8%)	259 (100%)
	Interna tional	73 (56.6%)	26 (20.2%)	10 (7.8%)	3 (2.3%)	3 (2.3%)	2 (1.6%)	12 (9.3%)	129 (100%)
	合計	270 (69.6%)	56 (14.4%)	31 (8.0%)	10 (2.6%)	3 (0.8%)	4 (1.0%)	14 (3.6%)	388 (100%)
韓国語 Korean	Domes tic	163 (62.9%)	55 (21.2%)	21 (8.1%)	10 (3.9%)	3 (1.2%)	5 (1.9%)	2 (0.8%)	259 (100%)
	Interna tional	51 (39.5%)	28 (21.7%)	12 (9.3%)	4 (3.1%)		1 (0.8%)	33 (25.6%)	129 (100%)
	合計	214 (55.2%)	83 (21.4%)	33 (8.5%)	14 (3.6%)	3 (0.8%)	6 (1.5%)	35 (9.0%)	388 (100%)
マレー語・インドネシア語 Malay-Indonesian	Domes tic	233 (90.0%)	14 (5.4%)	9 (3.5%)	3 (1.2%)				259 (100%)
	Interna tional	106 (82.2%)	9 (7.0%)	3 (2.3%)	1 (0.8%)			10 (7.8%)	129 (100%)
	合計	339 (87.4%)	23 (5.9%)	12 (3.1%)	4 (1.0%)			10 (2.6%)	388 (100%)
スペイン語 Spanish	Domes tic	231 (89.2%)	11 (4.2%)	11 (4.2%)	2 (0.8%)		4 (1.5%)		259 (100%)
	Interna tional	103 (79.8%)	13 (10.1%)	7 (5.4%)	4 (3.1%)		1 (0.8%)	1 (0.8%)	129 (100%)
	合計	334 (86.1%)	24 (6.2%)	18 (4.6%)	6 (1.5%)		5 (1.3%)	1 (0.3%)	388 (100%)
タイ語 Thai	Domes tic	228 (88.0%)	19 (7.3%)	9 (3.5%)	1 (0.4%)			2 (0.8%)	259 (100%)
	Interna tional	92 (71.3%)	4 (3.1%)		4 (3.1%)			29 (22.5%)	129 (100%)
	合計	320 (82.5%)	23 (5.9%)	9 (2.3%)	5 (1.3%)			31 (8.0%)	388 (100%)
ベトナム語 Vietnamese	Domes tic	238 (91.9%)	13 (5.0%)	7 (2.7%)		1 (0.4%)			259 (100%)
	Interna tional	102 (79.1%)	8 (6.2%)	2 (1.6%)	2 (1.6%)			15 (11.6%)	129 (100%)
	合計	340 (87.6%)	21 (5.4%)	9 (2.3%)	2 (0.5%)	1 (0.3%)		15 (3.9%)	388 (100%)
その他 Other Language	Domes tic	240 (92.7%)	5 (1.9%)	8 (3.1%)	2 (0.8%)			4 (1.5%)	259 (100%)
	Interna tional	99 (76.7%)	5 (3.9%)	4 (3.1%)	3 (2.3%)	2 (1.6%)	1 (0.8%)	15 (11.6%)	129 (100%)
	合計	339 (87.4%)	10 (2.6%)	12 (3.1%)	5 (1.3%)	2 (0.5%)	1 (0.3%)	19 (4.9%)	388 (100%)
総計		2,160 (62%)	254 (7%)	224 (6%)	179 (5%)	87 (2%)	164 (5%)	424 (12%)	3,492 (100%)

Language 2/2

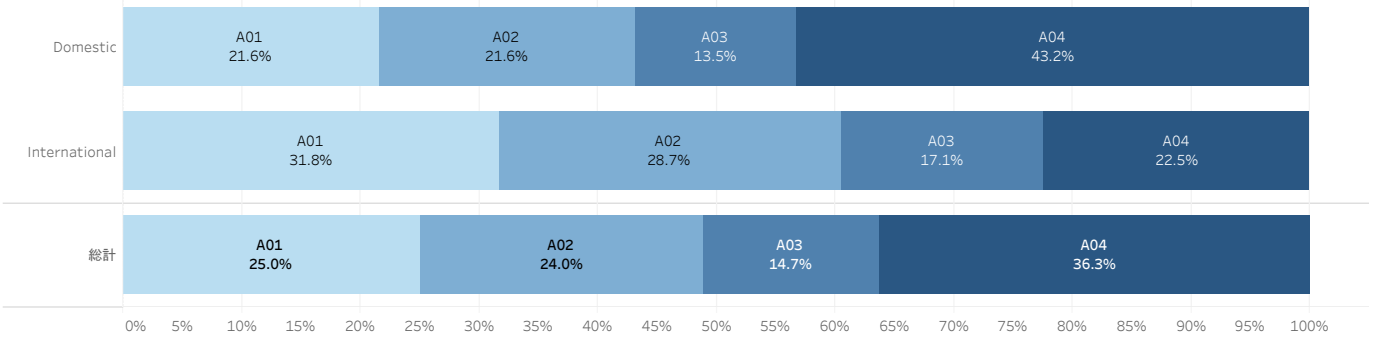
A01:Don't speak << Language >> A07:Native



Oversea

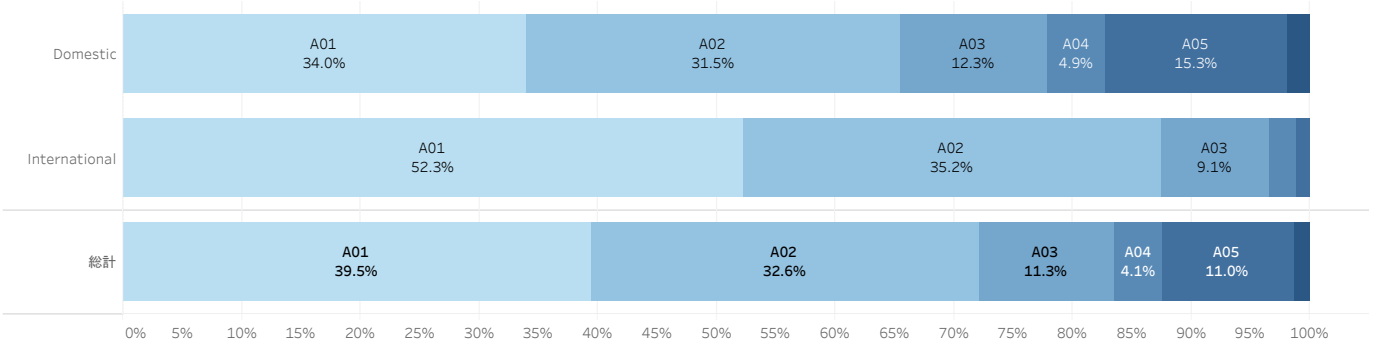
Q.APU在学中、大学が提供するプログラム以外で海外への渡航経験はありますか。(休学期間中や休暇中等) / Did you travel outside of Japan while you were at APU?
Examples include holiday travel and internships. Do NOT include programs offered by the University.

	A01 いいえ No	A02 はい(1カ国) Yes (1 country)	A03 はい(2カ国) Yes (2 countries)	A04 はい(3カ国以上) Yes (3 countries or more)	総計
Domestic	56 (21.6%)	56 (21.6%)	35 (13.5%)	112 (43.2%)	259 (100.0%)
International	41 (31.8%)	37 (28.7%)	22 (17.1%)	29 (22.5%)	129 (100.0%)
総計	97 (25.0%)	93 (24.0%)	57 (14.7%)	141 (36.3%)	388 (100.0%)



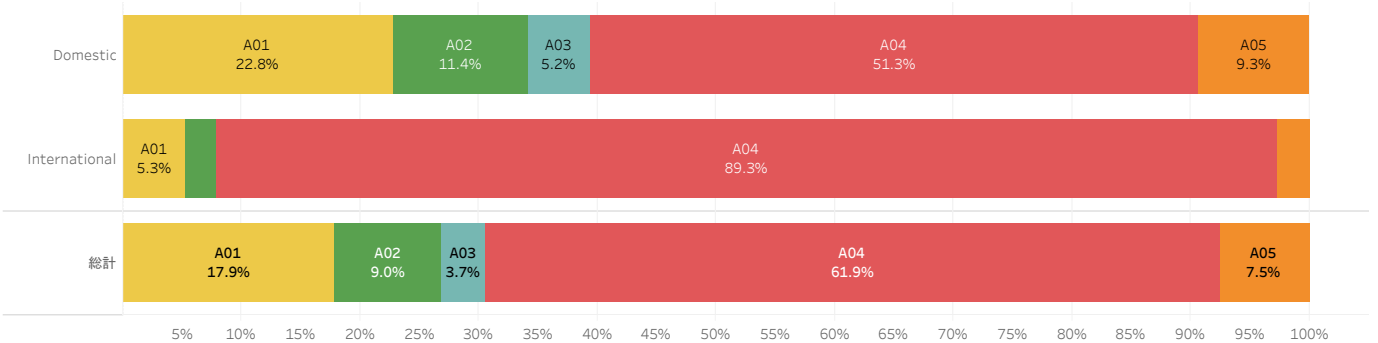
[海外にいた期間 / Duration] ※複数回答合算 / Multiple answers combined

	A01 1週間以内 Less than a week	A02 1ヶ月以内 Less than a month	A03 3ヶ月以内 Less than three months	A04 6ヶ月以内 Less than six months	A05 1年以内 Less than a year	A06 1年以上 One year or more	総計
Domestic	69 (34.0%)	64 (31.5%)	25 (12.3%)	10 (4.9%)	31 (15.3%)	4 (2.0%)	203 (100.0%)
International	46 (52.3%)	31 (35.2%)	8 (9.1%)	2 (2.3%)	1 (1.1%)		88 (100.0%)
総計	115 (39.5%)	95 (32.6%)	33 (11.3%)	12 (4.1%)	32 (11.0%)	4 (1.4%)	291 (100.0%)



[海外渡航の目的 / Purpose] ※複数回答合算 / Multiple answers combined

	A01 語学研修 Language study	A02 インターンシップ Internship	A03 ワーキングホリデー Working holiday	A04 旅行 Trip	A05 ボランティア Volunteer	総計
Domestic	44 (22.8%)	22 (11.4%)	10 (5.2%)	99 (51.3%)	18 (9.3%)	193 (100.0%)
International	4 (5.3%)	2 (2.7%)		67 (89.3%)	2 (2.7%)	75 (100.0%)
総計	48 (17.9%)	24 (9.0%)	10 (3.7%)	166 (61.9%)	20 (7.5%)	268 (100.0%)



English Score

Q. 以下の英語テストについて、在学期間中の最高スコアを書いてください(受験していなければ " 0" を入力) / If you have taken the following English tests while enrolled at APU, what was your highest score? (Enter "0" if you have not taken any of these tests.)

※ 十分な英語力を認められた学生は、英語検定の受講義務が無い。 / Students with sufficient English proficiency are not required to attend an English proficiency test.

TOEFL-ITP (310-677)

	TOEFL-ITP (a written test)		総計
	Domestic	International	
310+	2 0.8%		2 0.5%
400+	78 30.1%	1 0.8%	79 20.4%
500+	65 25.1%	3 2.3%	68 17.5%
600+	1 0.4%	1 0.8%	2 0.5%
No Score / Invalid Score	113 43.6%	124 96.1%	237 61.1%
総計	259 100.0%	129 100.0%	388 100.0%

TOEFL-iBT (0-120)

	TOEFL-iBT (on the computer)		総計
	Domestic	International	
60+	3 1.2%		3 0.8%
80+	7 2.7%	6 4.7%	13 3.4%
100+	1 0.4%	2 1.6%	3 0.8%
No Score / Invalid Score	248 95.8%	121 93.8%	369 95.1%
総計	259 100.0%	129 100.0%	388 100.0%

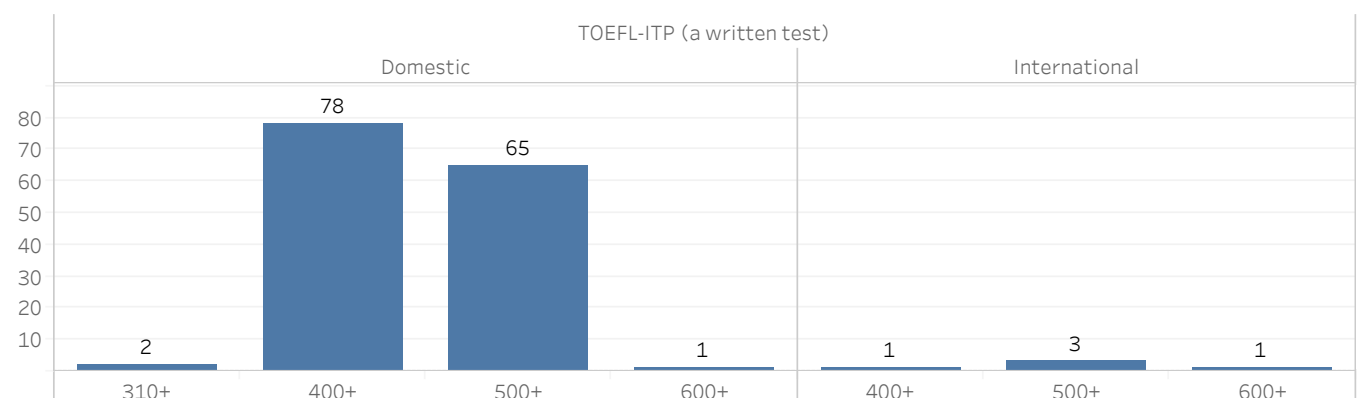
TOEIC-IP (10-990)

	TOEIC		総計
	Domestic	International	
300-		1 0.8%	1 0.3%
300+	1 0.4%		1 0.3%
400+	16 6.2%		16 4.1%
540+	63 24.3%	4 3.1%	67 17.3%
750+	53 20.5%	18 14.0%	71 18.3%
900+	12 4.6%	32 24.8%	44 11.3%
No Score / Invalid Score	114 44.0%	74 57.4%	188 48.5%
総計	259 100.0%	129 100.0%	388 100.0%

IELTS (1-9)

	IELTS		総計
	Domestic	International	
5-	2 0.8%		2 0.5%
5+	13 5.0%	1 0.8%	14 3.6%
6+	11 4.2%	13 10.1%	24 6.2%
7+	1 0.4%	7 5.4%	8 2.1%
8+	1 0.4%	8 6.2%	9 2.3%
No Score / Invalid Score	231 89.2%	100 77.5%	331 85.3%
総計	259 100.0%	129 100.0%	388 100.0%

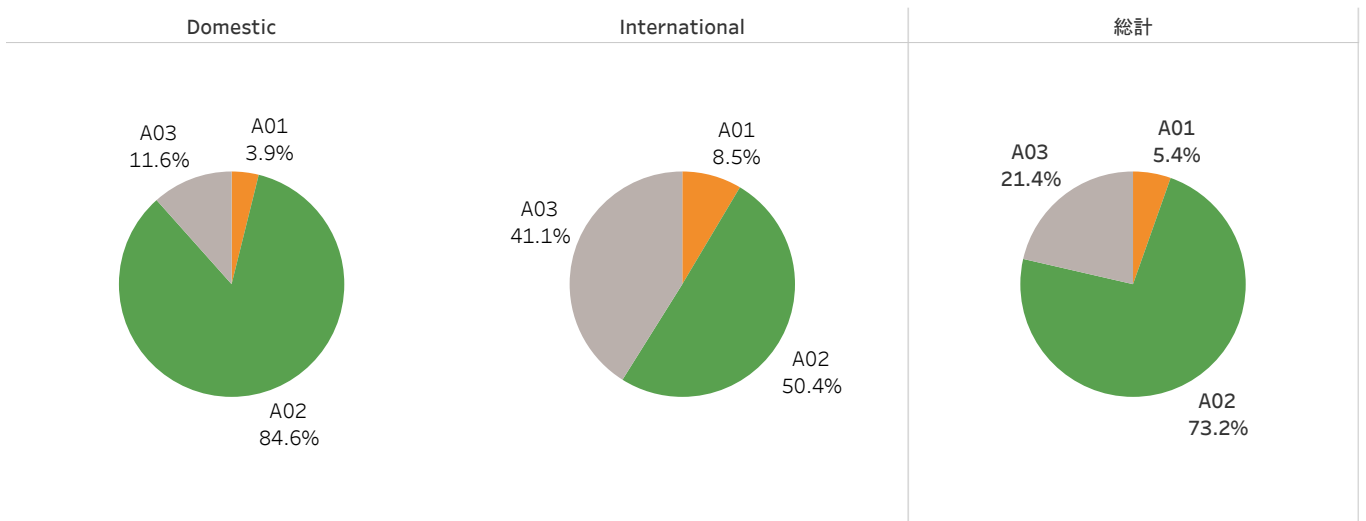
TOEFL-ITP



Career Path after graduation

Q. あなたの進路に関して/ Please tell us about your future plans. Have you decided on your career path, job, or further education?

		Domestic	International	総計
A01	(a)進学決定済み (a) I have been accepted to a graduate or other program	10 3.9%	11 8.5%	21 5.4%
A02	(b)就職決定済み (b) I have secured employment	219 84.6%	65 50.4%	284 73.2%
A03	(c)進路未定 (c) Not confirmed/undecided	30 11.6%	53 41.1%	83 21.4%
総計		259 100.0%	129 100.0%	388 100.0%



Q. (c)進路未決定の方へ / (c) If your plans are not yet confirmed or if you are undecided:

		Domestic	International	総計
A01	在学中に日本での就職活動をし、日本での就職活動継続予定 I looked for a job in Japan while enrolled, and will continue job hunting in Japan.	17 56.7%	18 34.0%	35 42.2%
A02	卒業後に日本以外の国で就職活動予定 I will look for a job in a country other than Japan after graduation.	8 26.7%	27 50.9%	35 42.2%
A03	日本の大学院などに進学受験中 I have applied to graduate school(s) in Japan.	3 10.0%	2 3.8%	5 6.0%
A04	日本以外の大学院などに進学受験中 I have applied to graduate school(s) in a country other than Japan.	2 6.7%	6 11.3%	8 9.6%
総計		30 100.0%	53 100.0%	83 100.0%

